



# Simbrief & Acars Demo



Step:1 Download & Install Acars

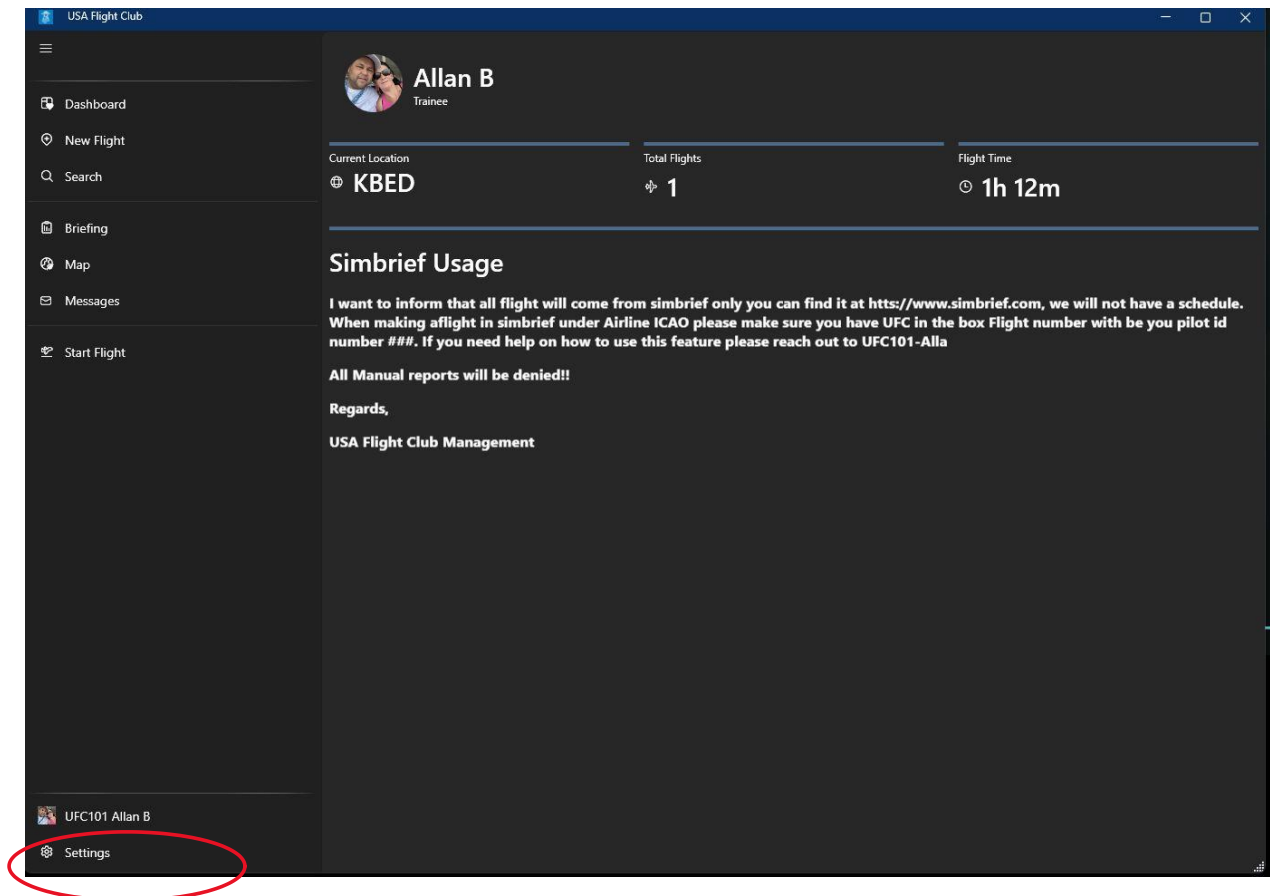
Download at: <https://www.usaflightclub.net/downloads> install acars.

Download and install FSUIPC7 at : <https://fsuipc.com/downloadpage/> and install you want current version. Be sure to check for updates monthly.

Simbrief: If you do not have account with simbrief please sign up and create your free account at <https://www.simbrieff.com> Please not there will be no flight schedule you will create flights using simbrief.

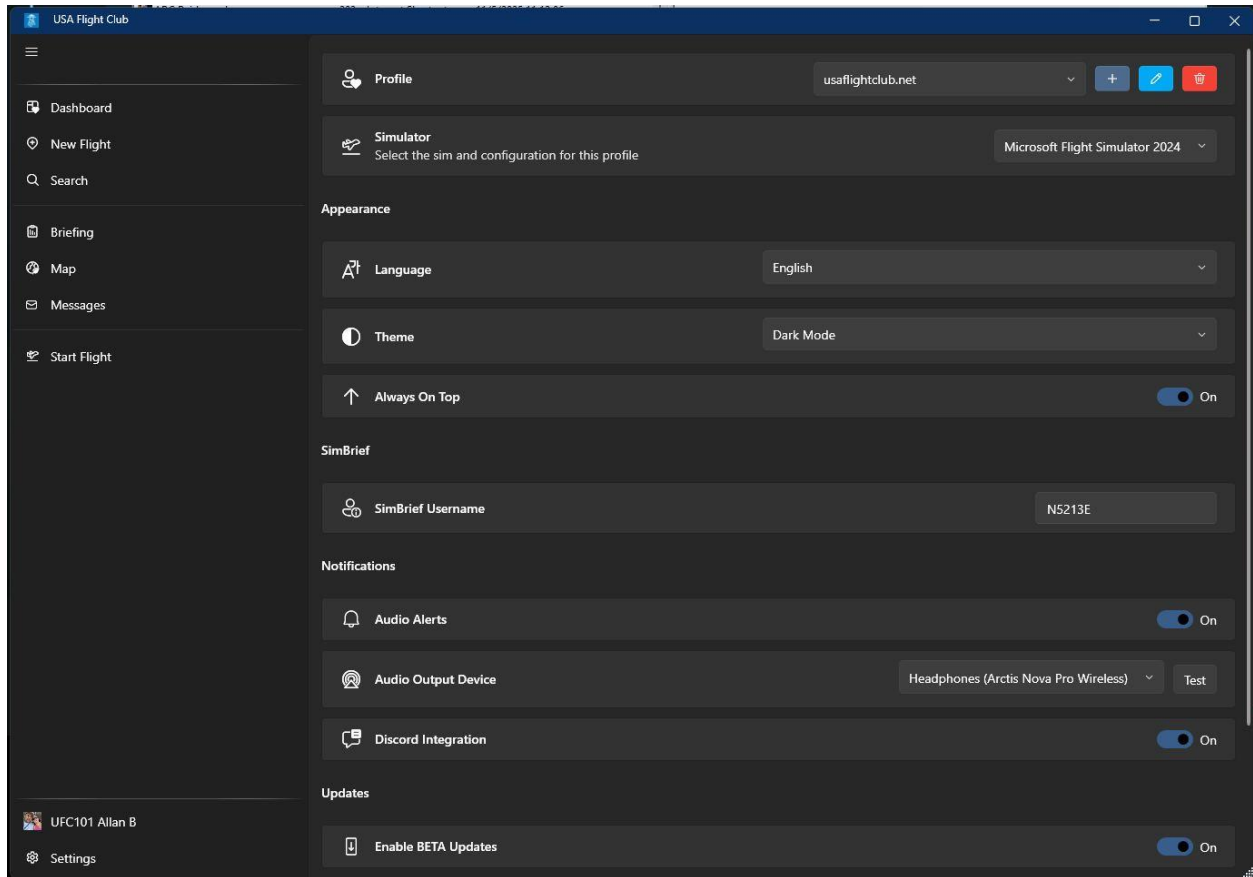
### **Setting up Acars:**

### **Click on settings:**

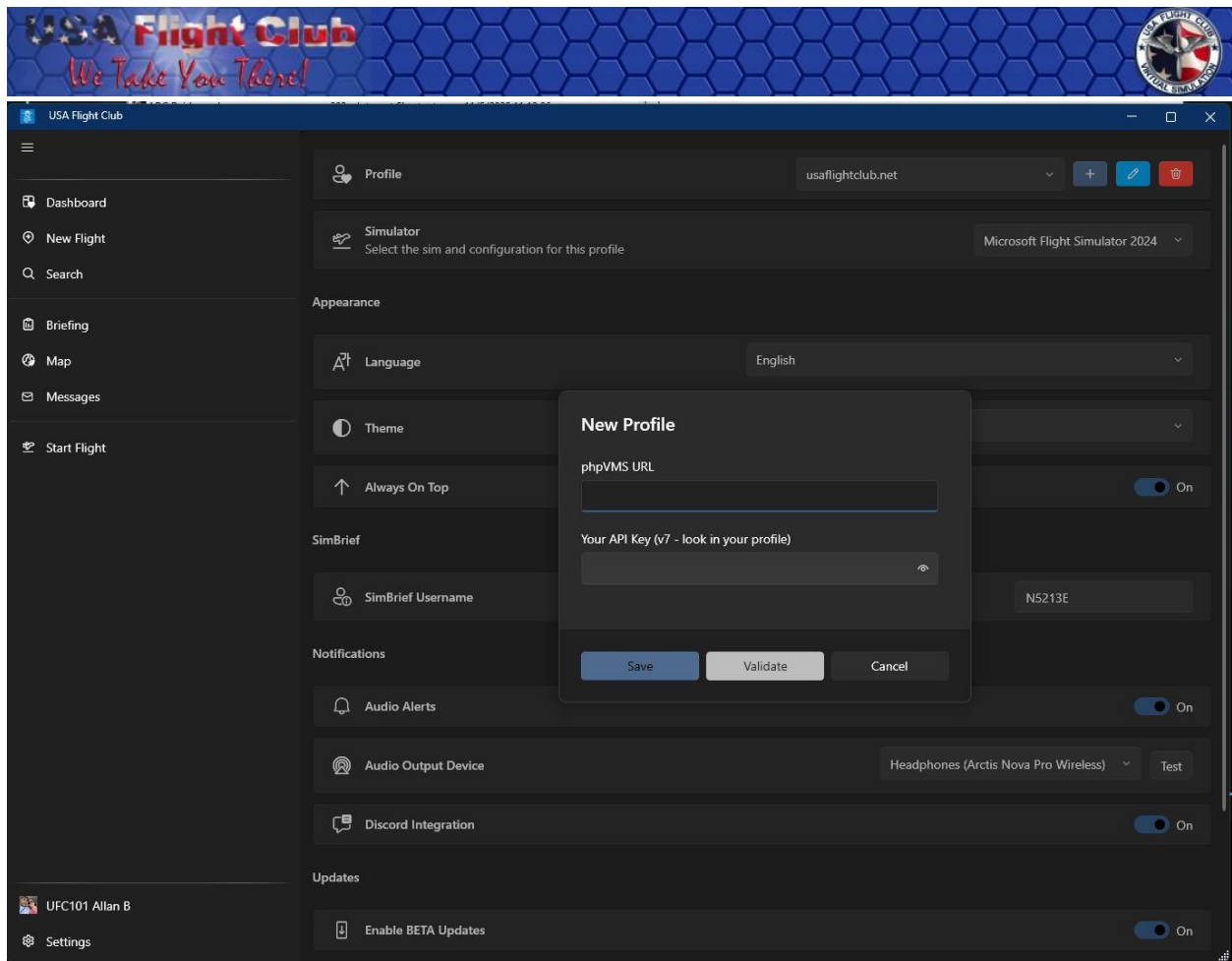




## Settings Screen:



Click on Plus icon: Top Right



In the Url insert <https://www.usaflightclub.com>

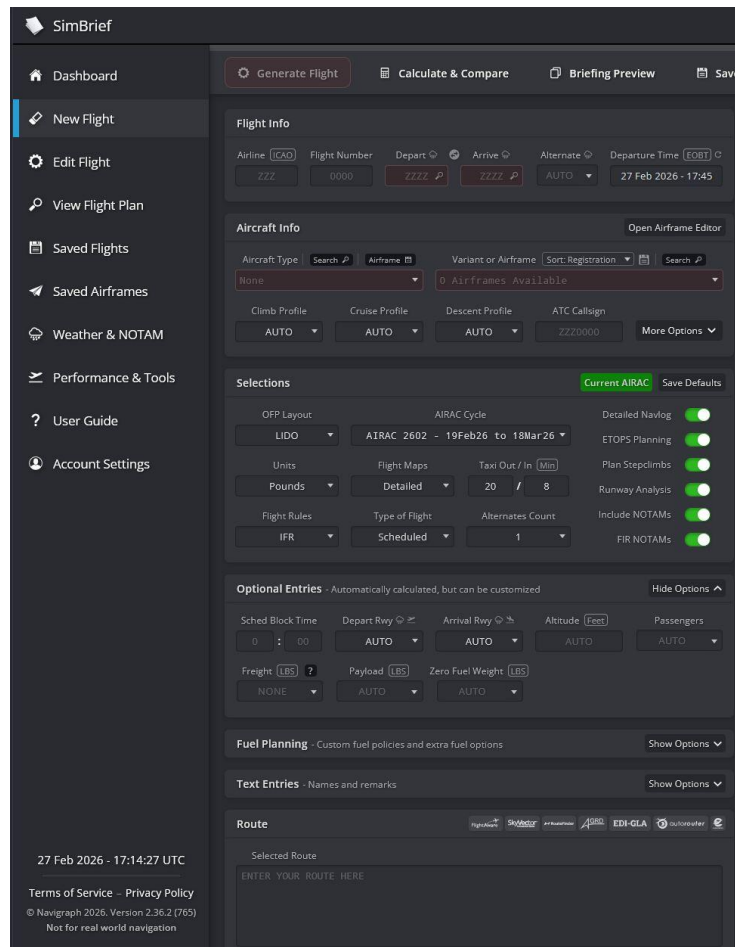
Next go to your profile page and download the ACARS Config file, open it with notepad and copy and paste the ApiKey without the “ ” and paste it in the Your Api Key box Click Validate after validation click save.

Now, I use flight aware for current real flights. Flight Aware can be found at <https://flightaware.com> . Search departure airport and choose flight.

Make sure you select the correct flight simulator under Simulator settings



Insert your flight information at <https://www.simbrief.com> click new flight.



In the Airline ICAO box insert UFC Flight Number should be your pilot ID numbers ###.

Insert Depart & Arrive ICAO Codes, Select Aircraft Type from the drop down box, choose your altitude, then Click Generate flight on the top of simbrief.



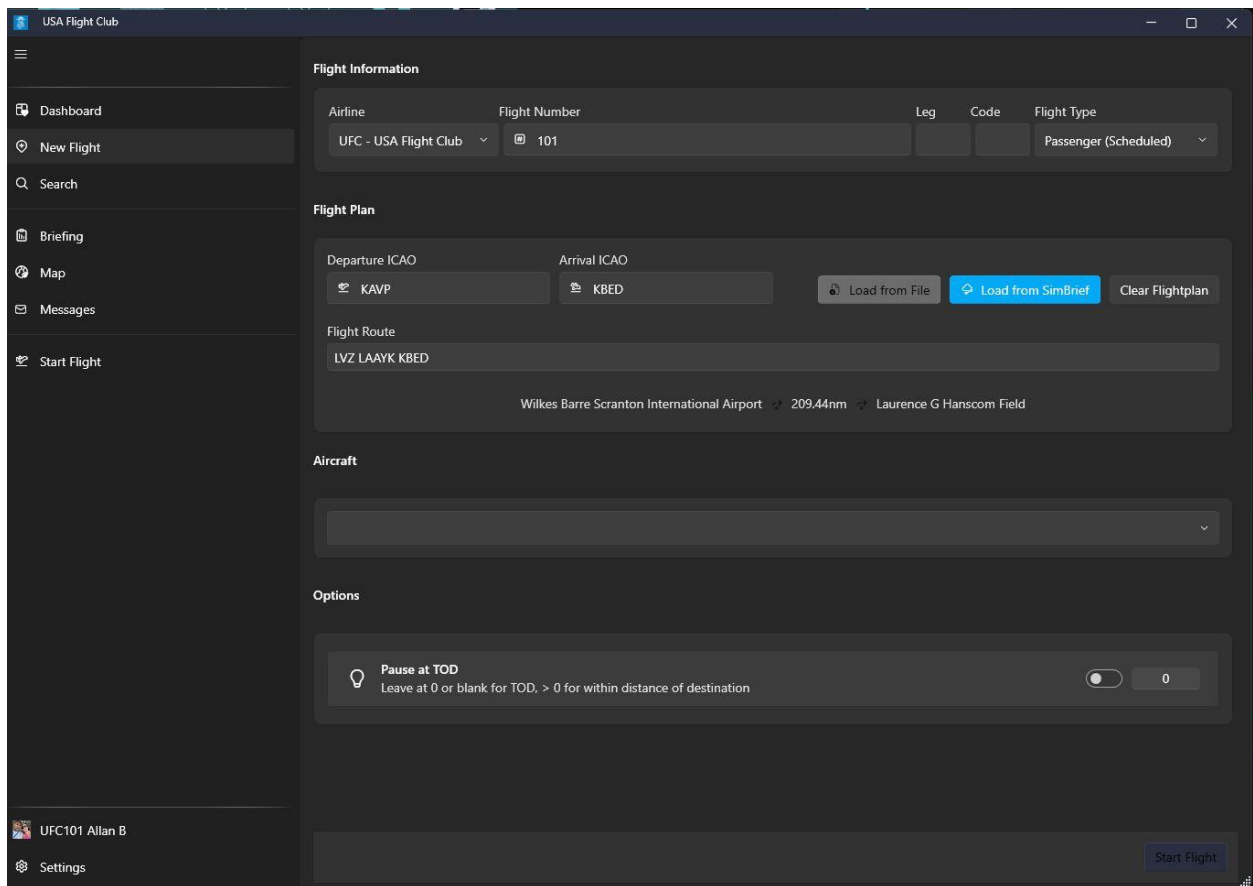
## Back to Acars:

On the left side of Acars screen click on New Flight

A screenshot of the USA Flight Club Acars interface. The window title is "USA Flight Club". On the left is a dark sidebar with a menu: "Dashboard", "New Flight" (circled in red), "Search", "Briefing", "Map", "Messages", "Start Flight", "UFC101 Allan B", and "Settings". The main content area shows a user profile for "Allan B" (Trainee) with a profile picture. Below the profile are three statistics: "Current Location" (KBED), "Total Flights" (1), and "Flight Time" (1h 12m). A section titled "Simbrief Usage" contains a message: "I want to inform that all flight will come from simbrief only you can find it at <https://www.simbrief.com>, we will not have a schedule. When making a flight in simbrief under Airline ICAO please make sure you have UFC in the box Flight number with be you pilot id number ###. If you need help on how to use this feature please reach out to UFC101-Alla". Below this is the text "All Manual reports will be denied!!", "Regards,", and "USA Flight Club Management".



Click on Load from simbrief: Blue box



Aircraft drop down choose aircraft, then click Start Flight Button, on the bottom right.

Once you have completed your flight and parked at ramp or gate click on Finish flight and submit. Flight will be approved momentarily.

Any question please see a staff member in discord.

This file will be update if anything changes.

USA Flight Club Management

**USA Flight Club**  
*We Take You There!*

